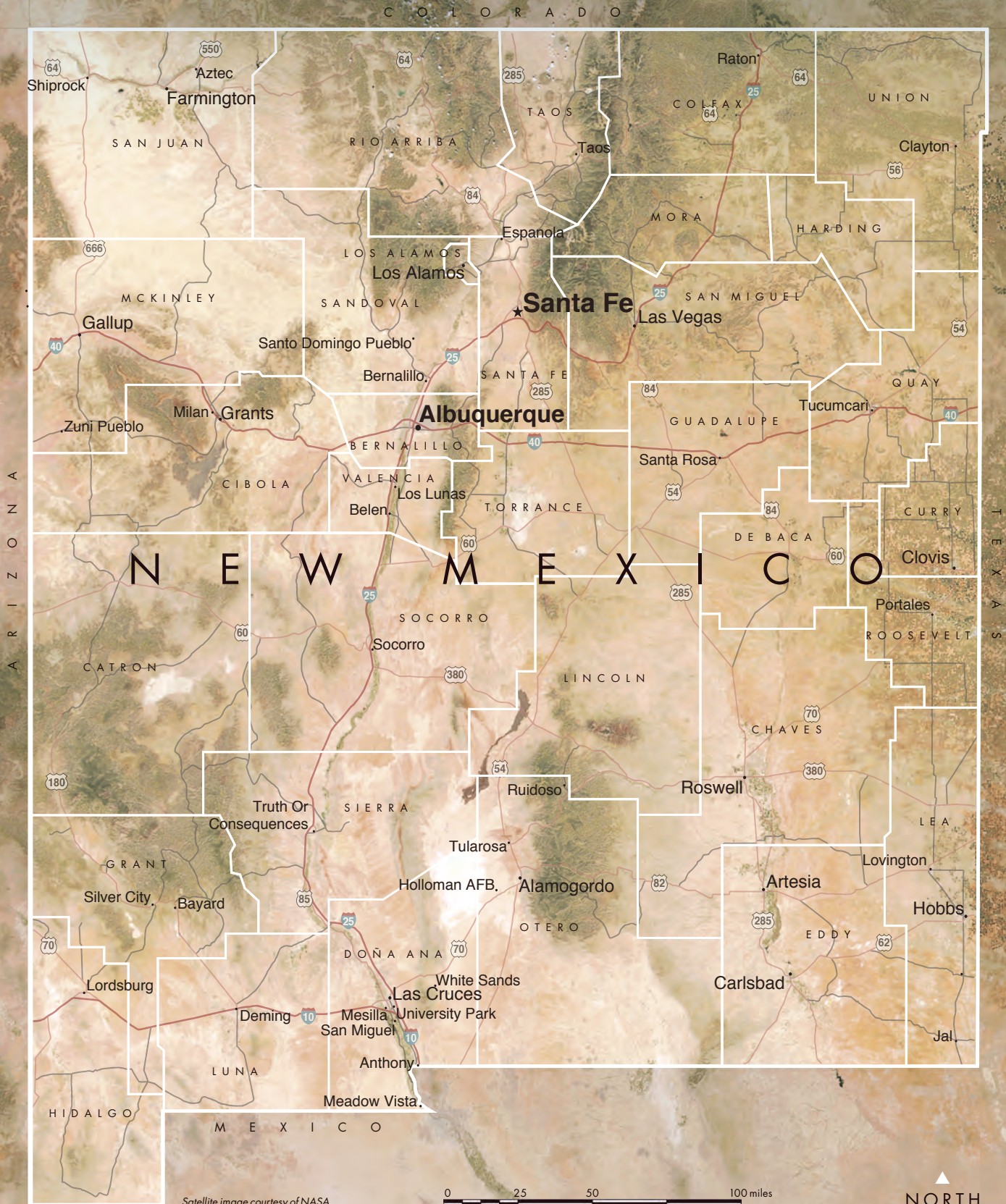




**UNM**  
SCHOOL of MEDICINE

# LOCATION REPORT 2014

UNM Trained MDs - University of New Mexico School of Medicine



The Location Report is produced annually by the Office of Program Evaluation, Education and Research at the University of New Mexico School of Medicine. This report provides a statistical overview of current location information for UNM trained physicians who were licensed to practice in New Mexico in the past year.

## QUICK FACTS:

### Who was licensed to practice medicine in New Mexico in 2013?

- There were 1705 UNM trained MDs licensed to practice in New Mexico in 2013 (page 5)
- Approximately 37% of all physicians licensed in New Mexico trained at UNM (1705/4639, page 5)
- Slightly more than one third of physicians who graduated from UNM's medical school are licensed to practice medicine in New Mexico (37.5%, page 2)
- About one third of physicians who completed their residency at UNM are licensed to practice medicine in New Mexico (39.1%, page 2)
- Almost two thirds of physicians who both attended medical school in New Mexico and completed their medical residency at UNM are licensed to practice in New Mexico (65.8% page 2)
- UNM trained MDs are licensed to practice in 29 of New Mexico's 33 counties (page 4)

### 2013 Specialty Information

- Roughly half of all UNM trained MDs in New Mexico are licensed to practice in the primary care specialties of family medicine, internal medicine, obstetrics & gynecology, or pediatrics (872/1705 total UNM trained MD's in NM, page 7)
- About 20% of UNM trained MDs in New Mexico are licensed to practice in one of four specialties: anesthesiology, general surgery, emergency medicine, or psychiatry (352/1705, page 8)

### About UNM School of Medicine

- UNM School of Medicine graduated its first class of MDs in 1968 and its first class of resident MDs in 1955 (see notes on terminology below)
- On average, there are 400 medical students and 540 medical residents and fellows in training at the UNM School of Medicine
- Each year approximately 70 medical students graduate and 135 medical residents and fellows complete their training at the UNM School of Medicine

---

### A Note on Terminology:

All MDs who graduated from UNM School of Medicine or who completed all or part of their residency at UNM are referred to as **UNM trained MDs**.

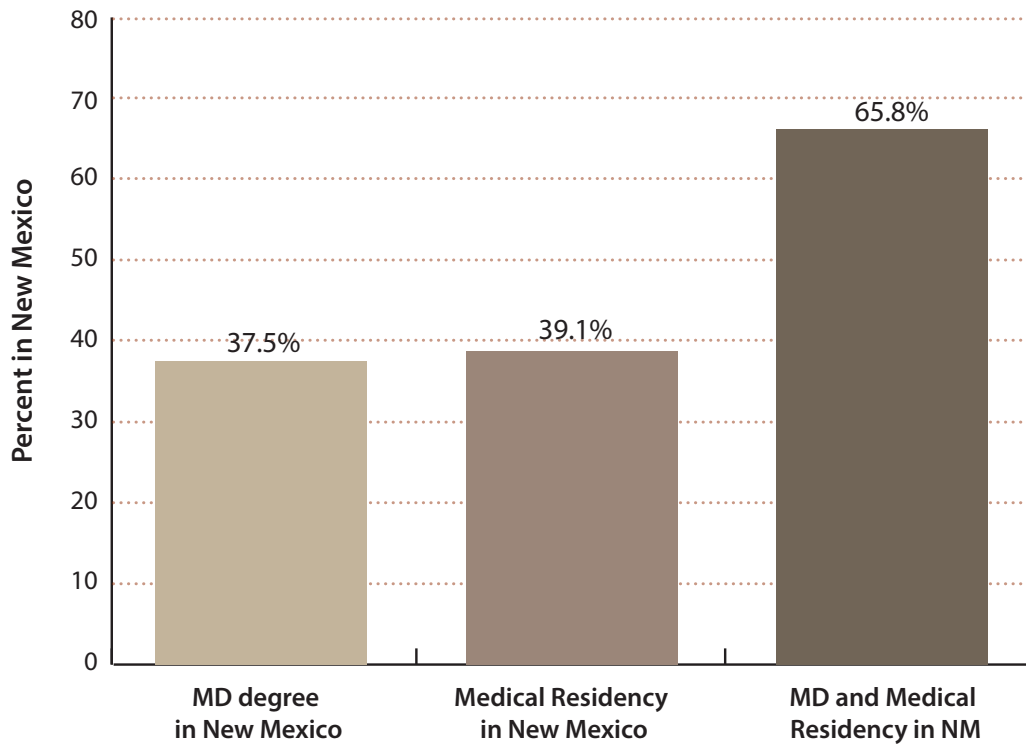
**UNM Trained MDs** fall into three mutually exclusive categories:

- MD degree from UNM, Medical Residency out-of-state (**MD Only**)
- Medical Residency at UNM, MD degree out-of-state (**Medical Residency Only**)
- Both MD degree and Medical Residency at UNM (**MD and Medical Residency**)

**Table 1: Retention of UNM Trained Physicians\***

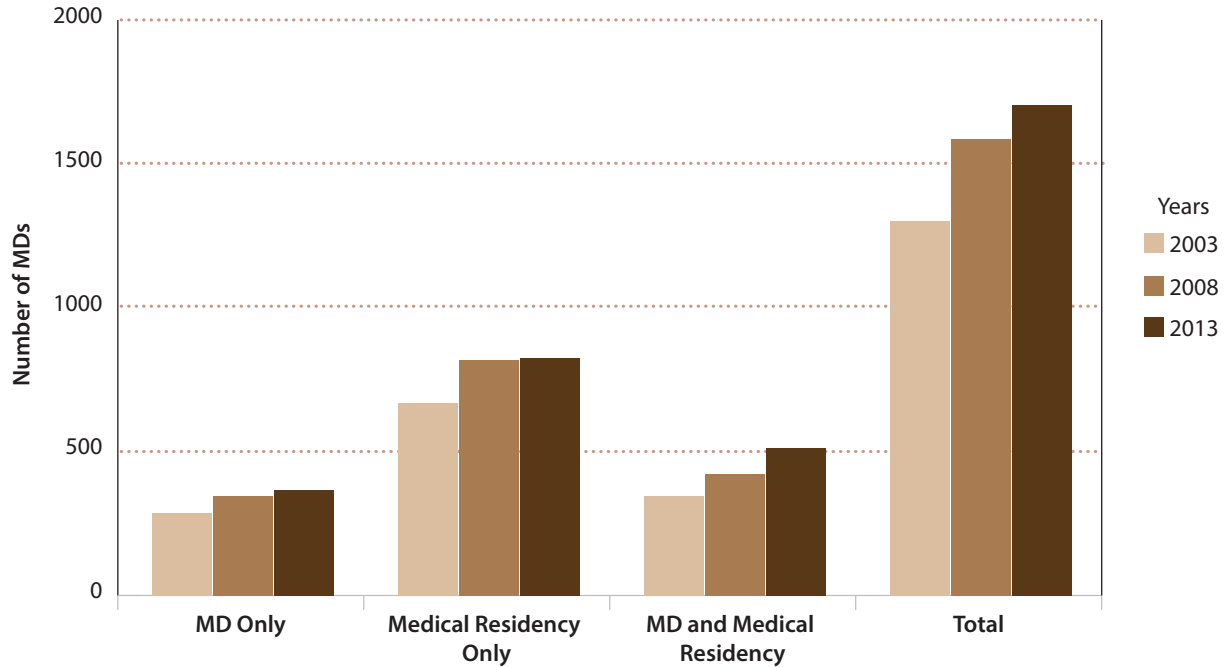
	MD degree in New Mexico	Medical Residency in New Mexico	MD and Medical Residency in NM
Percent of graduates who are licensed in New Mexico	37.5%	39.1%	65.8%

**Figure 1: Retention of UNM Trained Physicians\***



\*Source: AAMC State Physician Work Force Data Book, published November 2013. AAMC publishes Work Force Data books every two years. The current book reports on 4839 active physicians in the state of New Mexico in 2014: <https://www.aamc.org/download/362168/data/2013statephysicianworkforcedatabook.pdf>

**Figure 2: UNM Trained MDs Licensed to Practice in New Mexico, 2003, 2008, 2013**



**Figure 3: UNM Trained MDs Licensed to Practice in Primary Care Specialties in New Mexico, 2003, 2008, 2013**

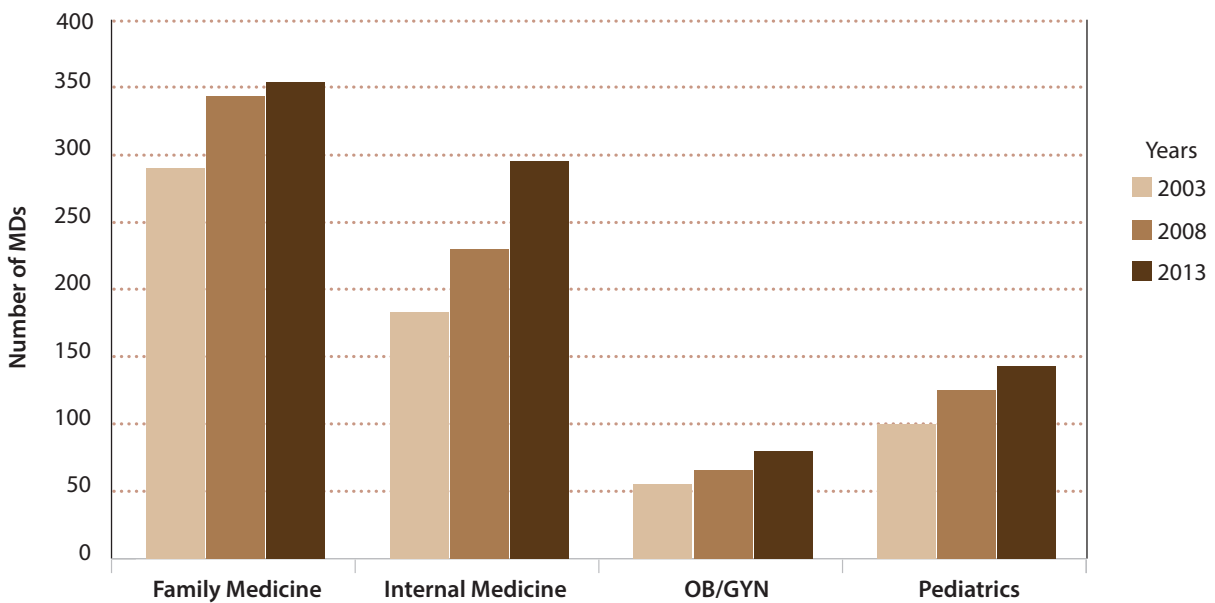
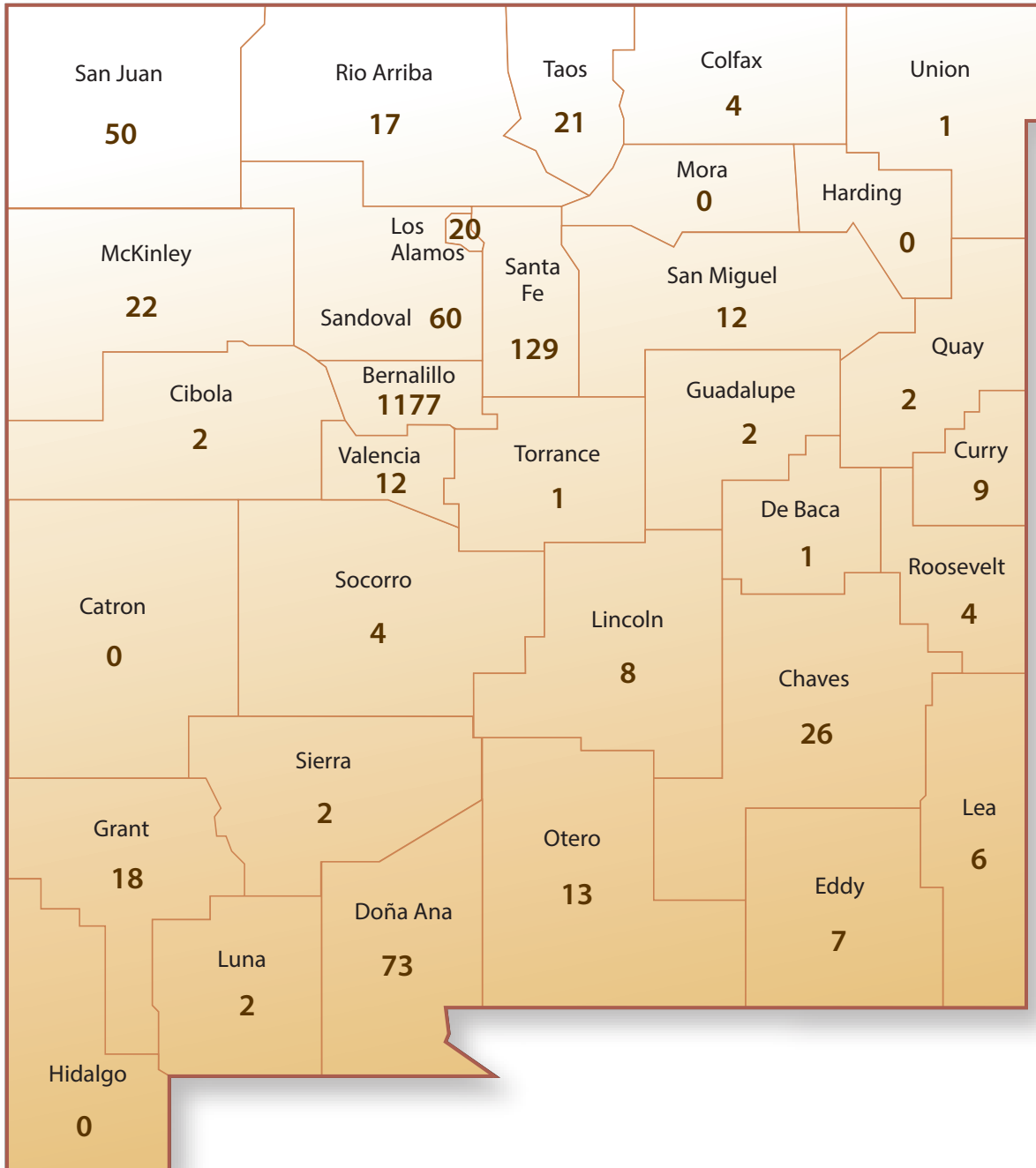
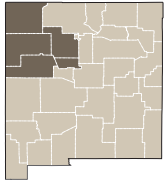
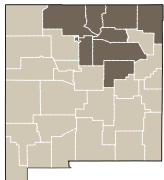
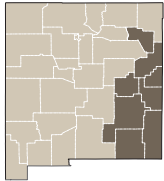
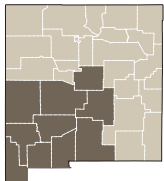


Figure 4: UNM Trained MDs Licensed to Practice in New Mexico by County, 2013



**Table 2A: UNM Trained MDs Licensed to Practice in New Mexico by County and Public Health Region, 2013**

	Total Number of MDs*	UNM Trained MDs	UNM Trained MDs by Training Type		
			MD Only	Medical Residency Only	MD and Medical Residency
All of New Mexico	4639	1705	368	826	511
<b>Northwest Region – Total</b>	<b>469</b>	<b>146</b>	<b>45</b>	<b>61</b>	<b>40</b>
 Cibola	16	2	2	0	0
McKinley	91	22	5	16	1
Sandoval	149	60	13	27	20
San Juan	189	50	20	15	15
Valencia	24	12	5	3	4
<b>Northeast Region – Total</b>	<b>776</b>	<b>206</b>	<b>45</b>	<b>105</b>	<b>57</b>
 Colfax	14	4	2	0	2
Guadalupe	2	2	0	0	2
Los Alamos	53	20	5	8	7
Mora	0	0	0	0	0
Rio Arriba	38	17	4	4	9
San Miguel	50	12	2	5	5
Santa Fe	530	129	24	76	29
Taos	85	21	7	11	3
Union	4	1	1	0	0
<b>Central Region – Total</b>	<b>2559</b>	<b>1177</b>	<b>208</b>	<b>598</b>	<b>371</b>
Bernalillo	2559	1177	208	598	371
<b>Southeast Region – Total</b>	<b>302</b>	<b>55</b>	<b>16</b>	<b>22</b>	<b>17</b>
 Chaves	120	26	6	11	9
Curry	52	9	5	2	2
De Baca	1	1	0	0	1
Eddy	60	7	3	3	1
Harding	0	0	0	0	0
Lea	49	6	0	5	1
Quay	8	2	1	1	0
Roosevelt	12	4	1	0	3
<b>Southwest Region – Total</b>	<b>533</b>	<b>121</b>	<b>54</b>	<b>41</b>	<b>26</b>
 Catron	4	0	0	0	0
Doña Ana	323	73	28	28	17
Grant	62	18	10	4	4
Hidalgo	2	0	0	0	0
Lincoln	25	8	7	0	1
Luna	22	2	1	1	0
Otero	68	13	6	5	2
Sierra	11	2	0	2	0
Socorro	14	4	1	1	2
Torrance	2	1	1	0	0

\*New Mexico Medical Board 2013 Official List

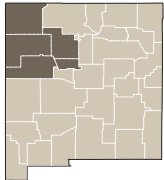
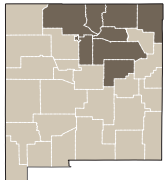
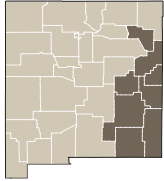
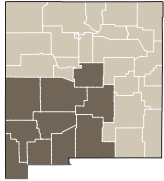
**Table 2B: UNM Trained MDs Licensed to Practice in New Mexico per 10,000 Population by County and Public Health Region, 2013<sup>†</sup>**

	Total MDs per 10,000 Population	UNM Trained MDs per 10,000 Population	% of Total MDs Who are UNM Trained	Population*
All of New Mexico	22.5	8.3	37%	2,059,179
<b>Northwest Region – Total</b>	<b>10.7</b>	<b>3.3</b>	<b>31%</b>	<b>436,879</b>
Cibola	5.9	0.7	13%	27,213
McKinley	12.7	3.1	24%	71,492
Sandoval	11.3	4.6	40%	131,561
San Juan	14.5	3.8	26%	130,044
Valencia	3.1	1.6	50%	76,569
<b>Northeast Region – Total</b>	<b>26.5</b>	<b>7.1</b>	<b>27%</b>	<b>292,563</b>
Colfax	10.2	2.9	29%	13,750
Guadalupe	4.3	4.3	100%	4,687
Los Alamos	29.5	11.1	38%	17,950
Mora	-	-	-	4,881
Rio Arriba	9.4	4.2	45%	40,246
San Miguel	17.0	4.1	24%	29,393
Santa Fe	36.8	8.9	24%	144,170
Taos	25.8	6.4	25%	32,937
Union	8.8	2.2	25%	4,549
<b>Central Region – Total</b>	<b>38.6</b>	<b>17.8</b>	<b>46%</b>	<b>662,564</b>
Bernalillo	38.6	17.8	46%	662,564
<b>Southeast Region – Total</b>	<b>11.4</b>	<b>2.1</b>	<b>18%</b>	<b>264,181</b>
Chaves	18.3	4.0	22%	65,645
Curry	10.7	1.9	17%	48,376
De Baca	4.9	4.9	100%	2,022
Eddy	11.1	1.3	12%	53,829
Harding	-	-	-	695
Lea	7.6	0.9	12%	64,727
Quay	8.8	2.2	25%	9,041
Roosevelt	6.0	2.0	33%	19,846
<b>Southwest Region – Total</b>	<b>13.2</b>	<b>3.0</b>	<b>23%</b>	<b>402,992</b>
Catron	10.7	0.0	0%	3,725
Doña Ana	15.4	3.5	23%	209,233
Grant	21.0	6.1	29%	29,514
Hidalgo	4.1	0.0	0%	4,894
Lincoln	12.2	3.9	32%	20,497
Luna	8.8	0.8	9%	25,095
Otero	10.7	2.0	19%	63,797
Sierra	9.2	1.7	18%	11,988
Socorro	7.8	2.2	29%	17,866
Torrance	1.2	0.6	50%	16,383

<sup>†</sup>Calculation: number of doctors in the county divided by the population of the county multiplied by 10,000.

\*2010 US Census Bureau figures

**Table 3: UNM Trained MDs in New Mexico Licensed to Practice in Primary Care Specialties by County and Public Health Region, 2013**

	Family Medicine	Internal Medicine	Obstetrics/ Gynecology	Pediatrics	Total
All of New Mexico	354	295	80	143	872
<b>Northwest Region – Total</b>	<b>41</b>	<b>20</b>	<b>5</b>	<b>15</b>	<b>81</b>
 Cibola	1	0	0	0	1
McKinley	6	1	1	1	9
Sandoval	17	12	4	7	40
San Juan	10	6	0	6	22
Valencia	7	1	0	1	9
<b>Northeast Region – Total</b>	<b>78</b>	<b>31</b>	<b>8</b>	<b>4</b>	<b>122</b>
 Colfax	2	0	0	0	2
Guadalupe	2	0	0	0	2
Los Alamos	7	4	1	0	12
Mora	0	0	0	0	0
Rio Arriba	10	0	0	0	10
San Miguel	6	2	0	1	9
Santa Fe	42	20	7	3	72
Taos	9	5	0	0	14
Union	0	0	0	0	0
<b>Central Region – Total</b>	<b>181</b>	<b>216</b>	<b>60</b>	<b>110</b>	<b>567</b>
Bernalillo	181	216	60	110	567
<b>Southeast Region – Total</b>	<b>23</b>	<b>6</b>	<b>0</b>	<b>5</b>	<b>34</b>
 Chaves	11	1	0	4	16
Curry	2	1	0	0	3
De Baca	1	0	0	0	1
Eddy	5	1	0	0	6
Harding	0	0	0	0	0
Lea	2	2	0	0	4
Quay	0	0	0	1	1
Roosevelt	2	1	0	0	3
<b>Southwest Region – Total</b>	<b>31</b>	<b>22</b>	<b>7</b>	<b>9</b>	<b>69</b>
 Catron	0	0	0	0	0
Doña Ana	18	13	2	6	39
Grant	6	5	1	1	13
Hidalgo	0	0	0	0	0
Lincoln	4	1	3	0	8
Luna	0	0	0	0	0
Otero	1	3	1	1	6
Sierra	1	0	0	0	1
Socorro	0	0	0	1	1
Torrance	1	0	0	0	1



**Table 4: UNM Trained MDs in New Mexico Licensed to Practice in Selected Specialties by County and Public Health Region, 2013**

	Anesthesiology	General Surgery	Emergency Medicine	Psychiatry	Total
All of New Mexico	80	61	118	93	352
<b>Northwest Region – Total</b>	<b>2</b>	<b>13</b>	<b>12</b>	<b>9</b>	<b>36</b>
Cibola	0	1	0	0	1
McKinley	1	3	3	0	7
Sandoval	1	4	0	4	9
San Juan	0	5	8	4	17
Valencia	0	0	1	1	2
<b>Northeast Region – Total</b>	<b>7</b>	<b>9</b>	<b>11</b>	<b>13</b>	<b>40</b>
Colfax	0	0	1	0	1
Guadalupe	0	0	0	0	0
Los Alamos	1	1	1	1	4
Mora	0	0	0	0	0
Rio Arriba	0	0	3	0	3
San Miguel	0	1	0	0	1
Santa Fe	6	5	3	11	25
Taos	0	1	3	1	5
Union	0	1	0	0	1
<b>Central Region – Total</b>	<b>63</b>	<b>28</b>	<b>83</b>	<b>66</b>	<b>240</b>
Bernalillo	63	28	83	66	240
<b>Southeast Region – Total</b>	<b>0</b>	<b>7</b>	<b>4</b>	<b>2</b>	<b>13</b>
Chaves	0	2	0	0	2
Curry	0	4	1	1	6
De Baca	0	0	0	0	0
Eddy	0	1	0	0	1
Harding	0	0	0	0	0
Lea	0	0	2	0	2
Quay	0	0	0	1	1
Roosevelt	0	0	1	0	1
<b>Southwest Region – Total</b>	<b>8</b>	<b>4</b>	<b>8</b>	<b>3</b>	<b>23</b>
Catron	0	0	0	0	0
Doña Ana	7	1	5	1	14
Grant	0	0	1	1	2
Hidalgo	0	0	0	0	0
Lincoln	0	0	0	0	0
Luna	0	0	0	0	0
Otero	1	2	0	1	4
Sierra	0	0	0	0	0
Socorro	0	1	2	0	3
Torrance	0	0	0	0	0

## Location Report: The Approach and Methods

Our intent in this report is to provide the best available information about UNM School of Medicine (SOM) graduates and medical residents who were licensed to practice in New Mexico in the past year. It is important to note that any recent relocation by these individuals may not be reflected in our data.

A number of sources were used in the compilation of this report. The lists of University of New Mexico School of Medicine MD recipients (since 1968) and former residents (since 1955) were obtained from two sources: the UNM School of Medicine (SOM) Office of Student Services and Office of Graduate Medical Education (GME), respectively.

Several additional sources were used to confirm both names and New Mexico address/location. These included the New Mexico Medical Board Official List and a dataset of UNM School of Medicine graduates maintained by the Office of Program Evaluation, Education and Research.

The basis for including individuals in the Location Report:

- 1) The physician is a UNM School of Medicine (SOM) and/or Graduate Medical Education (GME) graduate.
- 2) The physician has an active license from the New Mexico Medical Board.
- 3) The physician had a New Mexico address during the previous year.

We developed several strategies to obtain information about the current location of individuals included in the Location Report. Data collection for this report began in the summer when survey mailings were sent to School of Medicine graduates to confirm their practice location. The next phase of data collection began in the fall when we contacted medical staffing offices at hospitals throughout the state to verify physicians with hospital privileges. We obtained information from the UNM Office of Graduate Medical Education (GME) about residents and fellows who recently completed training. Finally, we researched and contacted individual doctors, clinics and offices to confirm physician location.

**Notes related to specific tables:**

### **Tables 2-4 Public Health Regions**

When presenting data by region, we used the five public health regions in the state of New Mexico as defined by the New Mexico Department of Health.

### **Table 2B New Mexico Population**

When presenting New Mexico population data, we calculated MDs per 10,000 population using 2010 New Mexico county population estimates from the U.S. Census Bureau (table: Population & Housing Occupancy Status: 2010).

---

### **If you have questions about this report, please contact:**

Summers Kalishman, PhD, Director, or  
Office of Program Evaluation, Education and Research  
MSC08 4550  
1 University of New Mexico  
Albuquerque, New Mexico 87131-0001  
Phone: 505-272-8069





University of New Mexico School of Medicine  
Office of the Dean  
MSC 08 4720  
1 University of New Mexico  
Albuquerque, NM 87131-0001

Location Report on the web at: <http://hsc.unm.edu/som/Locations/>