


LOCATION REPORT 2018

The University Of New Mexico School of Medicine-Trained MDs





The Location Report is produced annually by the Office of Program Evaluation, Education and Research at the University of New Mexico (UNM) School of Medicine. This report provides a statistical overview of current practice location information for UNM-trained MDs who were licensed to practice in New Mexico in the past year, 2017.

QUICK FACTS:

Who was licensed to practice medicine in New Mexico in 2017?

Among all MDs licensed in New Mexico

- There were 1928 UNM-trained MDs licensed to practice in New Mexico in 2017 (Table 2A)
- Approximately 38% of all physicians licensed in New Mexico trained at UNM (1928/4884, Table 2A)
- UNM-trained MDs are licensed to practice in 28 of New Mexico's 33 counties (Figure 5)

Among all MDs trained at UNM School of Medicine

- 24% of MDs trained at UNM are licensed to practice in New Mexico (1928/8139, Table 1 and Figure 1)
- 19% of MDs who graduated from UNM's medical school are licensed to practice medicine in New Mexico (404/2115, Table 1 and Figure 1)
- 19% of MDs who completed their residency at UNM are licensed to practice medicine in New Mexico (933/4889, Table 1 and Figure 1)
- 52% of MDs who attended both medical school and completed their medical residency at UNM are licensed to practice in New Mexico (591/1135, Table 1 and Figure 1)

2017 Specialty Information

- 45% of all UNM-trained MDs in New Mexico are licensed to practice in the primary care specialties of Family Medicine, Internal Medicine, Obstetrics & Gynecology, or Pediatrics (867/1928, Table 3 and Figure 4)
- 22% of UNM-trained MDs in New Mexico are licensed to practice in one of four specialties: Anesthesiology, General Surgery, Emergency Medicine, or Psychiatry (429/1928, Table 4)

About UNM School of Medicine

- UNM School of Medicine graduated its first class of MDs in 1968. Before the UNM School of Medicine was created in 1962, there were residencies at the former Bernalillo County Indian Hospital (currently University of New Mexico Hospital), with the first residents graduating in 1955 (see the note on terminology below)
- On average, there are 400 medical students and 590 medical residents and fellows in training at the UNM School of Medicine
- Each year, approximately 100 medical students graduate and 180 medical residents and fellows complete their training at the UNM School of Medicine

A Note on Terminology:

All MDs who graduated from UNM School of Medicine or who completed all or part of their residency at UNM are referred to as **UNM-Trained MDs**.

UNM-Trained MDs fall into three mutually exclusive categories:

MD degree from UNM, Medical Residency out-of-state (**MD Only**)

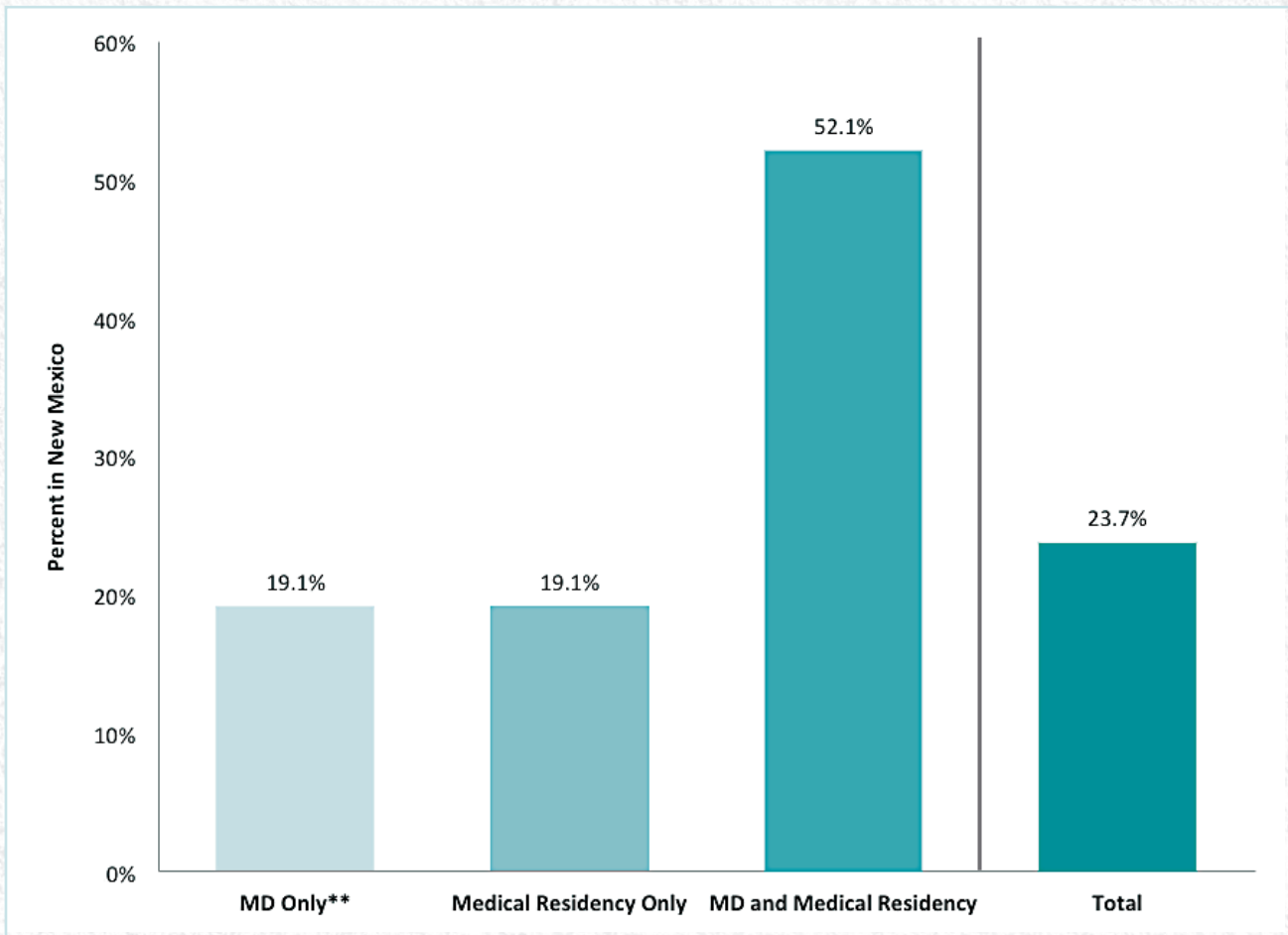
Medical Residency at UNM, MD degree out-of-state (**Medical Residency Only**)

Both MD degree and Medical Residency at UNM (**MD and Medical Residency**)

Table 1: Retention of UNM-Trained MDs

	MD Only**	Medical Residency Only	MD and Medical Residency	TOTAL
Graduates	2115	4889	1135	8139
Graduates licensed to practice in NM	404	933	591	1928
Percent of graduates licensed to practice in NM	19.1%	19.1%	52.1%	23.7%

Figure 1: Percent of Graduates Licensed to Practice in New Mexico*



* Location Reports from 2013 to 2015 used data from the AAMC State Physician Work Force Data Book.

** Total number does not exclude MD only graduates who may still be in training. The Office of Program Evaluation, Education and Research cannot verify graduates who may still be in training outside of the University of New Mexico.

Figure 2: Total MDs and UNM-Trained MDs Licensed to Practice in New Mexico (2002-2017)

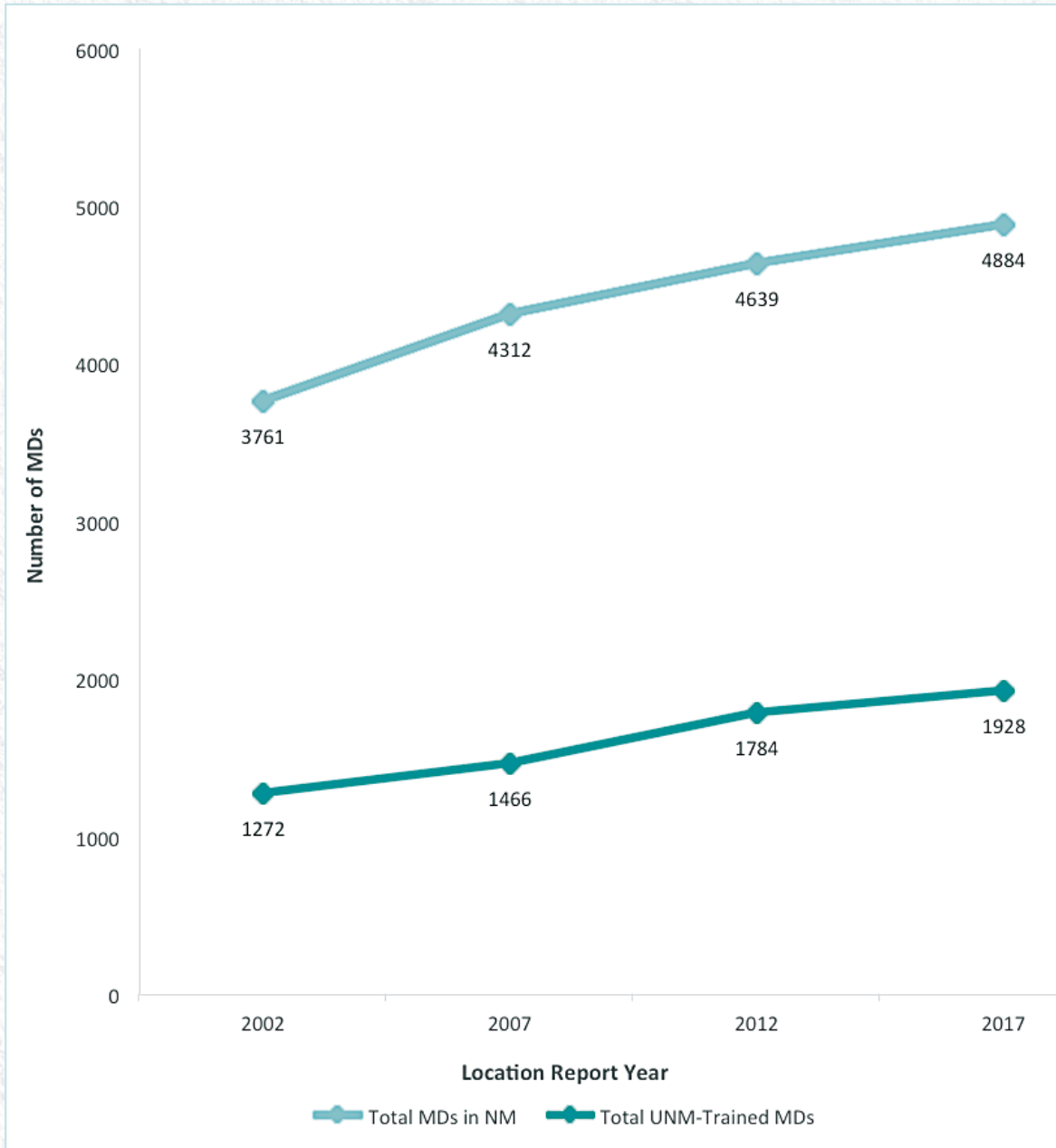




Figure 3: UNM-Trained MDs Licensed to Practice in New Mexico by Training (2007-2017)

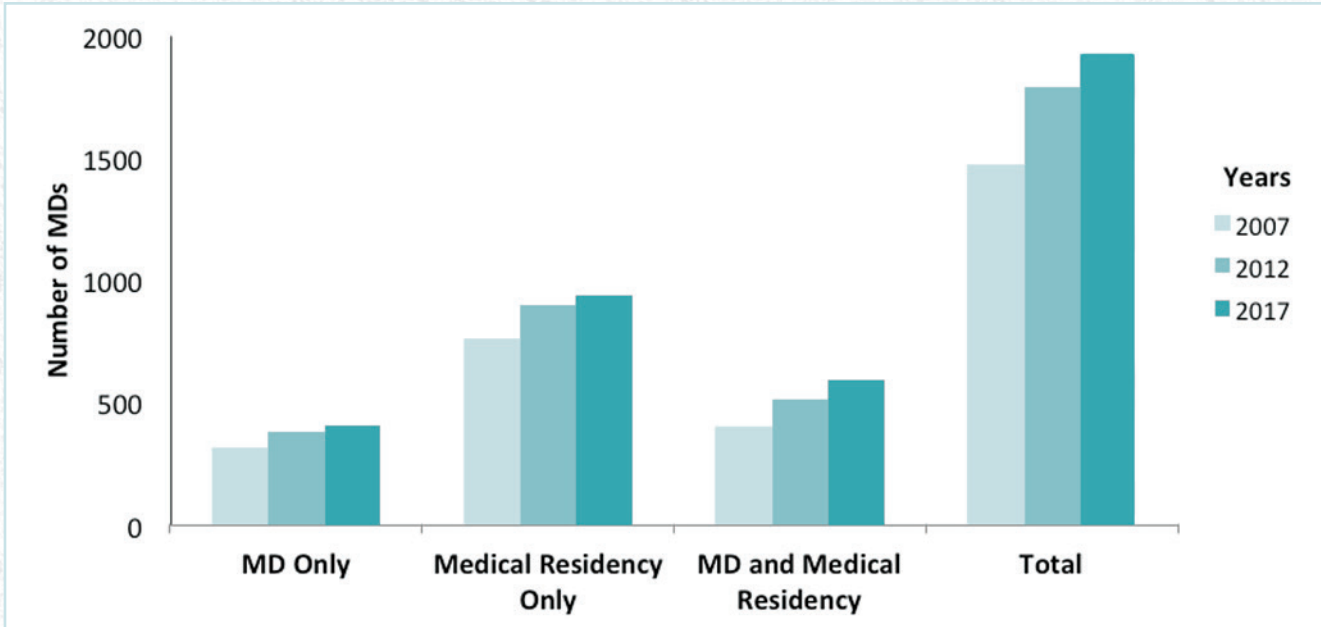
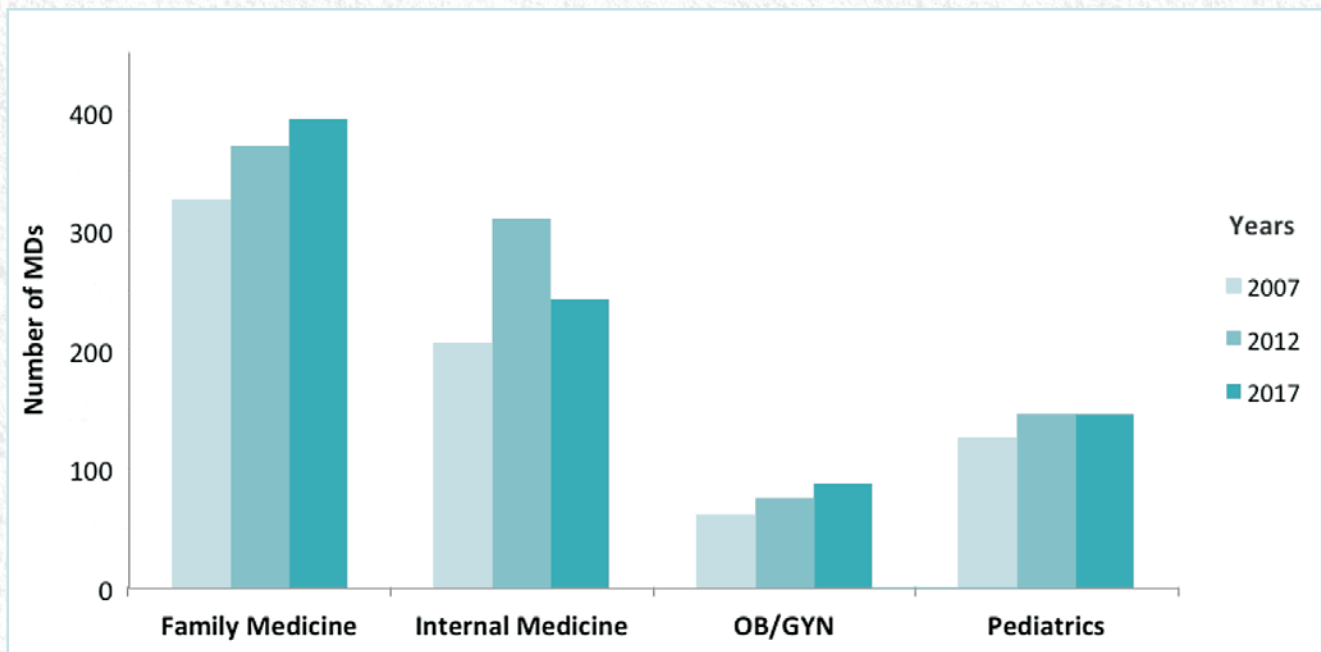


Figure 4: UNM-Trained MDs Licensed to Practice in Primary Care Specialties in New Mexico (2007-2017)*



*Starting in 2017, the accuracy of specialties and sub-specialties improved causing the number of graduates practicing primary care in particular specialties to decrease. Please see the Approach and Methods section for further information.

Figure 5: UNM-Trained MDs Licensed to Practice in New Mexico by County, 2017

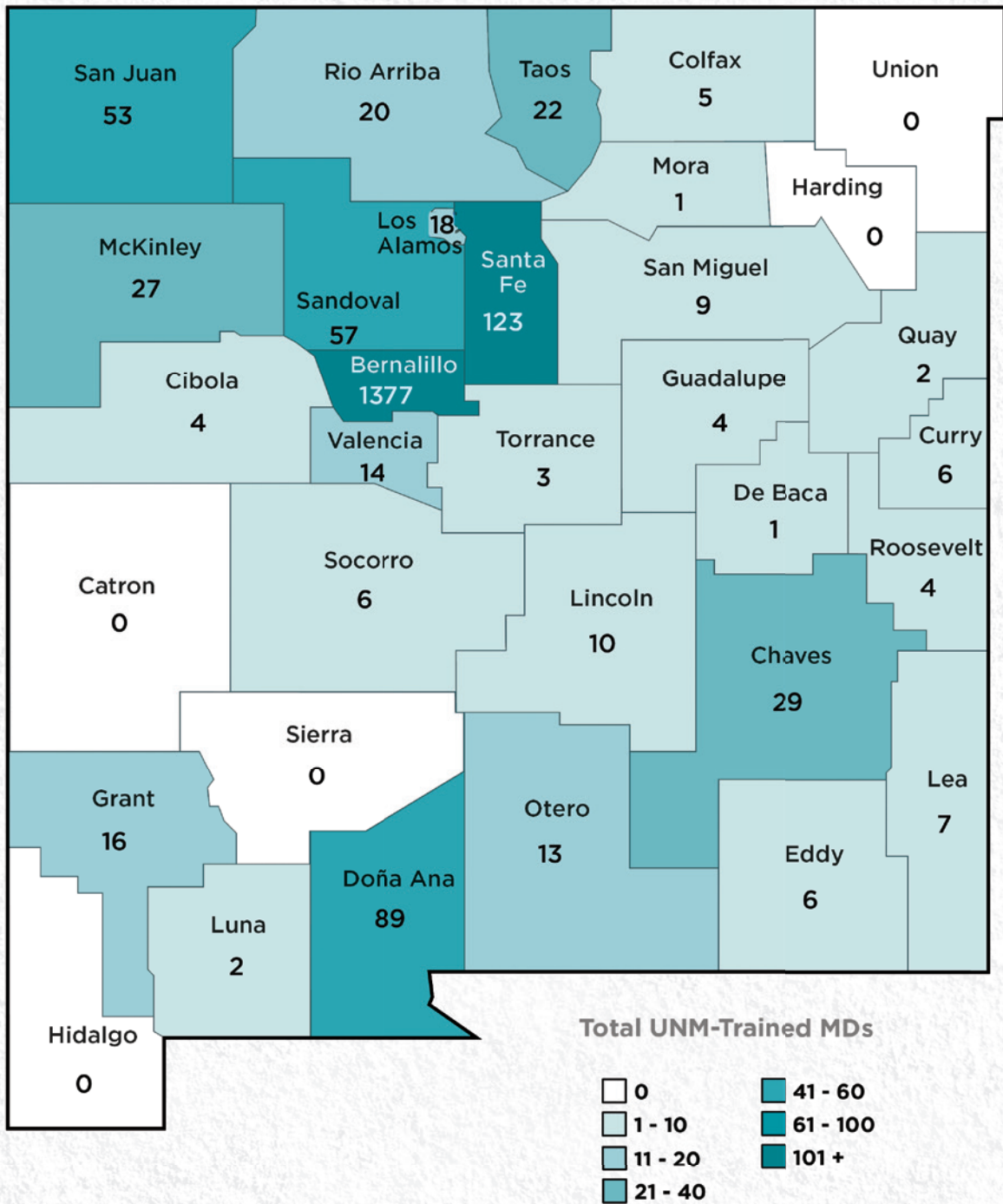
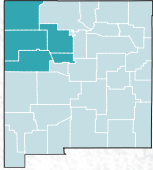
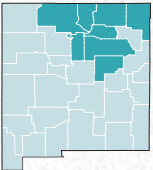
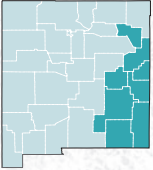
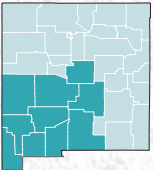
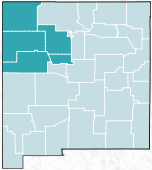
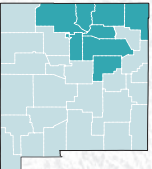
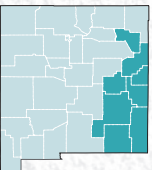
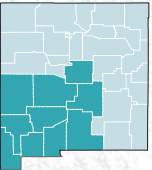


Table 2A: UNM-Trained MDs Licensed to Practice in New Mexico by County and Public Health Region, 2017

		Total Number of MDs*	UNM-Trained MDs	UNM-Trained MDs by Training		
				MD Only	Medical Residency Only	MD and Medical Residency
All of New Mexico		4884	1928	404	933	591
Northwest Region - Total		477	155	49	60	46
	Cibola	20	4	2	0	2
	McKinley	86	27	6	15	6
	San Juan	177	53	20	16	17
	Sandoval	175	57	15	25	17
	Valencia	19	14	6	4	4
Northeast Region - Total		726	202	53	94	55
	Colfax	16	5	2	1	2
	Guadalupe	3	4	1	1	2
	Los Alamos	53	18	3	8	7
	Mora	2	1	0	1	0
	Rio Arriba	37	20	6	5	9
	San Miguel	33	9	2	5	2
	Santa Fe	502	123	31	63	29
	Taos	77	22	8	10	4
Union	3	0	0	0	0	
Central Region - Total		2816	1377	223	715	439
	Bernalillo	2816	1377	223	715	439
Southeast Region - Total		283	55	17	21	17
	Chaves	103	29	7	14	8
	Curry	60	6	4	0	2
	De Baca	2	1	0	0	1
	Eddy	43	6	3	1	2
	Harding	0	0	0	0	0
	Lea	56	7	1	4	2
	Quay	5	2	2	0	0
	Roosevelt	14	4	0	2	2
Southwest Region - Total		582	139	62	43	34
	Catron	3	0	0	0	0
	Doña Ana	384	89	36	31	22
	Grant	59	16	6	4	6
	Hidalgo	4	0	0	0	0
	Lincoln	22	10	8	0	2
	Luna	14	2	1	1	0
	Otero	66	13	8	3	2
	Sierra	9	0	0	0	0
	Socorro	19	6	2	3	1
	Torrance	2	3	1	1	1

*New Mexico Medical Board 2017 Official List

Table 2B: UNM-Trained MDs Licensed to Practice in New Mexico per 10,000 Population by County and Public Health Region, 2017*

		Total MDs per 10,000 Population	UNM-Trained MDs per 10,000 Population	Total UNM-Trained MDs (%)	Population**
All of New Mexico		23.7	9.4	39%	2,059,179
Northwest Region - Total		10.9	3.5	32%	436,879
	Cibola	7.3	1.5	20%	27,213
	McKinley	12.0	3.8	31%	71,492
	San Juan	13.6	4.1	30%	130,044
	Sandoval	13.3	4.3	33%	131,561
	Valencia	2.5	1.8	74%	76,569
Northeast Region - Total		24.8	6.9	28%	292,563
	Colfax	11.6	3.6	31%	13,750
	Guadalupe	6.4	8.5	133%	4,687
	Los Alamos	29.5	10.0	34%	17,950
	Mora	4.1	2.0	50%	4,881
	Rio Arriba	9.2	5.0	54%	40,246
	San Miguel	11.2	3.1	27%	29,393
	Santa Fe	34.8	8.5	25%	144,170
	Taos	23.4	6.7	29%	32,937
	Union	6.6	-	-	4,549
Central Region - Total		42.5	20.8	49%	662,564
	Bernalillo	42.5	20.8	49%	662,564
Southeast Region - Total		10.7	2.1	19%	264,181
	Chaves	15.7	4.4	28%	65,645
	Curry	12.4	1.2	10%	48,376
	De Baca	9.9	4.9	50%	2,022
	Eddy	8.0	1.1	14%	53,829
	Harding	-	-	-	695
	Lea	8.7	1.1	13%	64,727
	Quay	5.5	2.2	40%	9,041
	Roosevelt	7.1	2.0	29%	19,846
Southwest Region - Total		14.4	3.4	24%	402,992
	Catron	8.1	-	-	3,725
	Doña Ana	18.4	4.3	23%	209,233
	Grant	20.0	5.4	27%	29,514
	Hidalgo	8.2	-	-	4,894
	Lincoln	10.7	4.9	45%	20,497
	Luna	5.6	0.8	14%	25,095
	Otero	10.3	2.0	20%	63,797
	Sierra	7.5	-	-	11,988
	Socorro	10.6	3.4	32%	17,866
	Torrance	1.2	1.8	150%	16,383

*Calculation: number of doctors in the county divided by the population of the county multiplied by 10,000.

**2010 U.S. Census Bureau figures

Table 3: UNM-Trained MDs Licensed to Practice in New Mexico Practicing in Primary Care Specialties by County and Public Health Region, 2017

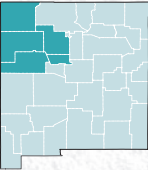
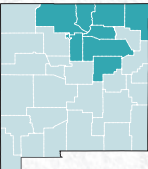
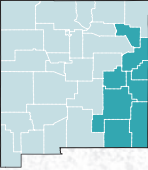
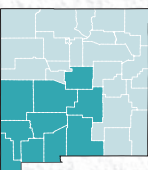
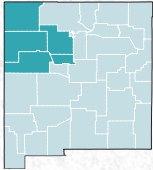
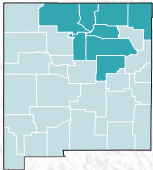
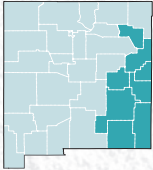
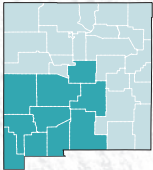
		Family Medicine	Internal Medicine	Obstetrics/ Gynecology	Pediatrics	Total
All of New Mexico		393	242	87	145	867
Northwest Region - Total		42	22	6	15	85
	Cibola	2	1	0	0	3
	McKinley	8	5	2	2	17
	San Juan	8	5	2	4	19
	Sandoval	16	8	2	6	32
	Valencia	8	3	0	3	14
Northeast Region - Total		83	16	10	7	116
	Colfax	3	0	0	0	3
	Guadalupe	3	0	0	0	3
	Los Alamos	6	2	1	0	9
	Mora	0	0	0	0	0
	Rio Arriba	13	0	3	0	16
	San Miguel	4	2	0	0	6
	Santa Fe	42	9	6	7	64
	Taos	12	3	0	0	15
	Union	0	0	0	0	0
Central Region - Total		194	181	62	113	550
	Bernalillo	194	181	62	113	550
Southeast Region - Total		27	5	1	4	37
	Chaves	13	1	1	3	18
	Curry	1	1	0	0	2
	De Baca	1	0	0	0	1
	Eddy	3	1	0	1	5
	Harding	0	0	0	0	0
	Lea	5	1	0	0	6
	Quay	1	0	0	0	1
	Roosevelt	3	1	0	0	4
Southwest Region - Total		47	18	8	6	79
	Catron	0	0	0	0	0
	Doña Ana	23	12	4	3	42
	Grant	5	1	1	2	9
	Hidalgo	0	0	0	0	0
	Lincoln	5	2	2	0	9
	Luna	1	0	1	0	2
	Otero	6	2	0	0	8
	Sierra	0	0	0	0	0
	Socorro	5	0	0	1	6
	Torrance	2	1	0	0	3

Table 4: UNM-Trained MDs Licensed to Practice in New Mexico Practicing in Selected Specialties by County and Public Health Region, 2017

		Anesthesiology	General Surgery	Emergency Medicine	Psychiatry	Total
All of New Mexico		82	52	137	158	429
Northwest Region - Total		3	7	15	5	30
	Cibola	0	1	0	0	1
	McKinley	0	2	1	1	4
	San Juan	0	4	11	3	18
	Sandoval	2	0	3	1	6
	Valencia	1	0	0	0	1
Northeast Region - Total		4	6	9	19	38
	Colfax	0	1	0	0	1
	Guadalupe	1	0	0	0	1
	Los Alamos	1	0	0	3	4
	Mora	0	0	0	0	0
	Rio Arriba	0	0	3	0	3
	San Miguel	0	0	0	2	2
	Santa Fe	2	5	4	13	24
	Taos	0	0	2	1	3
	Union	0	0	0	0	0
Central Region - Total		66	31	105	125	327
	Bernalillo	66	31	105	125	327
Southeast Region - Total		0	4	0	3	7
	Chaves	0	0	0	1	1
	Curry	0	3	0	1	4
	De Baca	0	0	0	0	0
	Eddy	0	1	0	0	1
	Harding	0	0	0	0	0
	Lea	0	0	0	0	0
	Quay	0	0	0	1	1
	Roosevelt	0	0	0	0	0
Southwest Region - Total		9	4	8	6	27
	Catron	0	0	0	0	0
	Doña Ana	8	2	4	3	17
	Grant	1	0	1	2	4
	Hidalgo	0	0	0	0	0
	Lincoln	0	1	0	0	1
	Luna	0	0	0	0	0
	Otero	0	1	2	1	4
	Sierra	0	0	0	0	0
	Socorro	0	0	1	0	1
	Torrance	0	0	0	0	0



LOCATION REPORT: THE APPROACH AND METHODS

Our intent with this report is to provide the best available information about UNM-trained MDs who were licensed to practice in New Mexico in 2017. It is important to note that any recent relocation by these individuals may not be reflected in our data.

To be included in this report, the following conditions must have been met:

Each individual included in the Location Report:

- 1) Has a Medical Doctor (MD) degree
- 2) Is a UNM School of Medicine and/or Graduate Medical Education graduate
- 3) Has an active license from the New Mexico Medical Board
- 4) Had a New Mexico practice address in 2017

This report consists of all University of New Mexico School of Medicine (UNM SOM) MD recipients from 1968 through 2017 and all MDs who completed their medical residencies at University of New Mexico Hospital (formerly Bernalillo County Indian Hospital) from 1955 through 2017. The lists of UNM SOM MD recipients (since 1968) and former residents (since 1955) were obtained from UNM SOM's Office of Medical Student Affairs and the Office of Graduate Medical Education, respectively. UNM SOM's Office of Advancement and Alumni Relations and the UNM Mexico Foundation provided information regarding name changes and lists of deceased graduates. Known deceased and retired graduates are removed from the total number of UNM-Trained MDs. After these lists were obtained, the UNM-Trained MDs were matched to a list of active MDs with a New Mexico license, which is obtained annually from the New Mexico Medical Board. The graduates with an active New Mexico license were subsequently researched using publicly available information through the National Provider Index (NPI), the American Board of Medical Specialties, and additional web-based research to verify practice location and specialties.

There are some notable changes to our processes in this year's report compared to previous years. We clarified the usage and term from "location" to "practice location." Previously, any known location was included in this report; starting with this report, practice location will be used to the extent possible. In addition, new internal and external data sources were used to increase the accuracy of the data. Internally, data was provided by UNM SOM's Office of Advancement and Alumni Relations and the UNM Foundation. Externally, we utilized publicly available information from the National Provider Index, the American Board of Medical Specialties, and other web-based research. We also concentrated on improving the accuracy of graduates' specialties and sub-specialties, which may have resulted in the decrease of numbers for those practicing primary care in this report compared to previous years. Additionally, we color-coded the map of New Mexico to indicate different ranges of doctors practicing in each county.

The Office of Program Evaluation, Education and Research would like to acknowledge the following employees for their involvement in this report: Jamie Riera (Program Coordinator); Griffin Woolery (Office Assistant); Renee Quintana, MPA (Program Manager); Rebecca Hartley, PhD (Executive Director).

If you have questions about this report, please contact:

Office of Program Evaluation, Education and Research
MSC08 4550

1 University of New Mexico
Albuquerque, NM 87131-0001
Phone: 505.272.8069



Office of the Dean
MSC 08 4720
1 University of New Mexico
Albuquerque, NM
87131-0001